



Technical details

Product No.	A41A2411C0xx	A41A2416C0xx	A41A2424C0xx
Led Q.ty (LEDs/m)	112	160	240
Led Type	2835	2835	2835
Power (W/M)	10	14,4	21,6
Voltage (V)	24 ±3%	24 ±3%	24 ±3%
Current (mA/M)	417	600	900
CRI (Ra)	> 95	> 95	> 95
Lenght/Reel (M)	5	5	5
Beam	120°	120°	120°
Water-proof rating	IP20	IP20	IP20

Non-directional or directional light source:	Non-directional (NDLS)
Mains or non-mains light source:	Non-mains (NMLS)
Dimmable:	Only with specific LED drivers
Cables type:	PVC 80°C 20AWG lenght 15cm (single ended)
Pcb material:	COPPER
Tape type:	3M
Energy rating:	F/E (EU 2019/2015) *
Protection against electric shock:	Class III
Version:	Integral
Safety isolating:	See electronic controlgear
Lumen maintenance factor:	96%
Survival factor:	100%
Nominal lifetime LM-80:	L70 B50 >54000 h
Photobiological Safety (Blue light hazard) according to IEC TR 627778:	Low Risk (RG1 group)

*Energy class is calculated according to Spectrum test measurements

LED STRIPS – LED 2835 – CRI >95 – IP20

Lumens per meter

Color Temperature	A41A2411C0xx	A41A2416C0xx	A41A2424C0xx
2700K	1000 lm	1420 lm	2140 lm
3000K	1100 lm	1630 lm	2290 lm
4000K	1120 lm	1660 lm	2440 lm
6500K	1210 lm	1740 lm	2600 lm

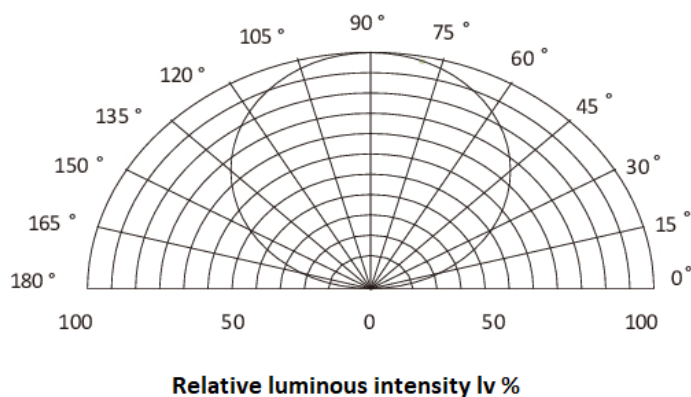
● Due to tolerances of the production process and the electrical components, values for light output and electrical power can vary up to 10%.

Efficacy

Color Temperature	A41A2411C0xx	A41A2416C0xx	A41A2424C0xx
2700K	100 lmW	99 lmW	99 lmW
3000K	110 lmW	113 lmW	106 lmW
4000K	112 lmW	115 lmW	113 lmW
6500K	121 lmW	121 lmW	120 lmW

● Note: "xx"="27"(2700K)/"30"(3000K)/"40"(4000K)/"65"(6500K)

Light distribution

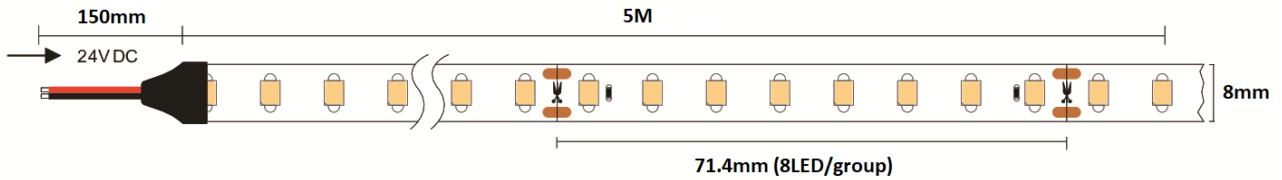


Working conditions

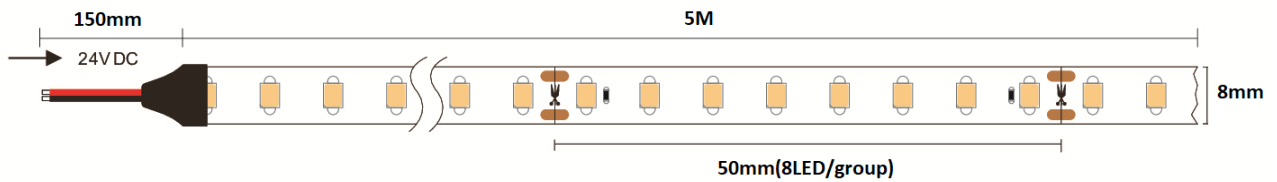
Working Temperature (°C)	-20 ÷ 50
Storage Temperature (°C)	-30 ÷ 80
Voltage Range (Vdc)	23 ÷ 25
Reverse Voltage (Vdc)	25
Reference temperature (Tc)	80° C

Dimensions

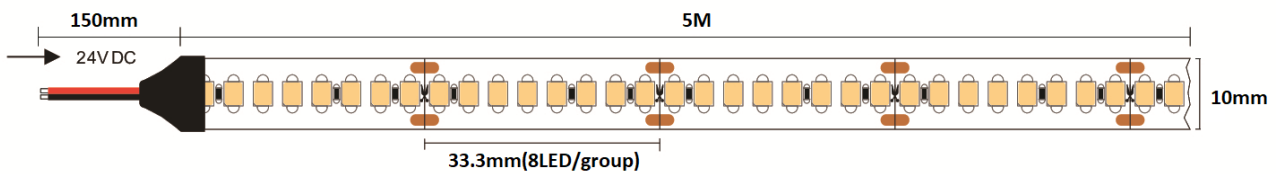
A41A2411C0xx



A41A2416C0xx



A41A2424C0xx



Dimensions	A41A2411C0xx	A41A2416C0xx	A41A2424C0xx	Tolerance
L1(mm)	5000	5000	5000	± 10
L2(mm)	71.4	50	33.3	± 1
L3(mm)	150	150	150	± 5
W1(mm)	8	8	10	± 0.1

Weight/5m reel

A41A2411C0xx	125 gr.
A41A2416C0xx	130 gr.
A41A2424C0xx	160 gr.

Energy labelling (EU 2019/2015) and Ecodesign (EU 2019/2020) regulations

Part Number	N° EPREL	EU 2019/2015 Energy rating	EU 2019/2020 Compliance
A41A2411C027 – 2700K	1075024	F	COMPLIANT
A41A2411C030 – 3000K	1075019	F	COMPLIANT
A41A2411C040 – 4000K	1075010	F	COMPLIANT
A41A2411C065 – 6500K	1075003	E	COMPLIANT
A41A2416C027 – 2700K	1074975	F	COMPLIANT
A41A2416C030 – 3000K	1074963	F	COMPLIANT
A41A2416C040 – 4000K	1075113	F	COMPLIANT
A41A2416C065 – 6500K	1074929	F	COMPLIANT
A41A2424C027 – 2700K	1074893	F	COMPLIANT
A41A2424C030 – 3000K	1074885	F	COMPLIANT
A41A2424C040 – 4000K	1074880	F	COMPLIANT
A41A2424C065 – 6500K	1100909	E	COMPLIANT

The scan of the QR Code on the energy label of the product refers directly to the description of the model in the EPREL (EU Product Database for Energy Labelling) database, where it is possible to download the energy labels and the information sheet of the product.

In alternative, it is possible to access the database using the model registration number (EPREL ID), which you can obtain from the product supplier.

Just insert in the browser the link <https://eprel.ec.europa.eu/screen/product/lightsources/> and add the EPREL ID after the last slash.

Safety warning

- Install in accordance with national standards and local electrical codes.
- This product must be installed and maintained by a qualified electrician.
- Only install it with Class 2 DC constant voltage driver, do not use this product if it does not comply with Class 2 standard.
- The power of drive must meet the output of the rated power, and do not exceed the specified output power.
- Use a cable with rated temperature at least 80 ° C and be certified for external connection of the electrical equipment.
- Improper electrical installation may cause the cable to overheat and cause a fire. Please use a suitable cable between the driver, the lamp, and the controller. When selecting a wire, the voltage and current must meet the rated values.
- The LED module itself and all its components must not be mechanically stressed.
- Assembly must not damage or destroy conducting paths on the circuit board.
- To avoid mechanical damage, the LED modules should be mounted securely to the intended substrate. Heavy vibration should be avoided.

- Installation of LED modules (with power supplies) needs to be made with regard to all applicable electrical and safety standards. Only qualified personnel should be allowed to perform installations.
- Observe correct polarity! Incorrect polarity will lead to no light emission and may cause damage of the LED module.
- Parallel connection is highly recommended as safe electrical operation mode. Serial connection is not recommended. Unbalanced voltage drop can cause hazardous overload and damage the LED module.
- When mounting on metallic or otherwise conductive surfaces, there needs to be an electrical isolation at soldering points between module and the mounting surface.
- Pay attention to ESD steps when mounting the module.
- Please ensure that the power supply is of adequate power to operate the total load.
- Damage by corrosion will not be honored as a materials defect claim. It is the user's responsibility to provide suitable protection against corrosive agents such as moisture and condensation and other harmful elements.
- For applications involving exposure to humidity and dust the module must be protected by a fixture or housing with a suitable protection class.
- This product is not resistant to vulcanization, LED vulcanization damage will not be compensated. It is the responsibility of the user to provide appropriate protection against harmful sulphide components.