



### Features

- High light efficiency, high PF (>0,96)
- Constant current design, overvoltage protection
- Do not need transformer box to change AC to DC, connect to main voltage directly
- IP65 PVC extrusion process.



## LED STRIPS – LED 5630 – 230V – IP65 - HV Serie

### Technical details

<b>Product No.</b>	<b>A41HV07250xx</b>
Led Q.ty (LEDs/M)	72
Led Type	5630
Power (W/M)	14
Voltage (V)	230 V AC
CRI (Ra)	≥ 80
Lenght/Reel (M)	50
Water-proof rating	IP65

Non-directional or directional light source:	Non-directional (NDLS)
Mains or non-mains light source:	Mains (MLS)
Dimmable:	TRIAC dimming (15-90%)
Cables type:	18AWG, VDE wires, brown and blue with white wrapper
Nominal lifetime LM-80:	L70 B50 >50000 h

### Lumens per meter

<b>Color Temperature</b>	<b>A41HV07250xx</b>
2700K	1320 lm
3000K	1350 lm
4000K	1400 lm

- Due to tolerances of the production process and the electrical components, values for light output and electrical power can vary up to 10%.



## LED STRIPS – LED 5630 – 230V – IP65 - HV Serie

### Efficacy

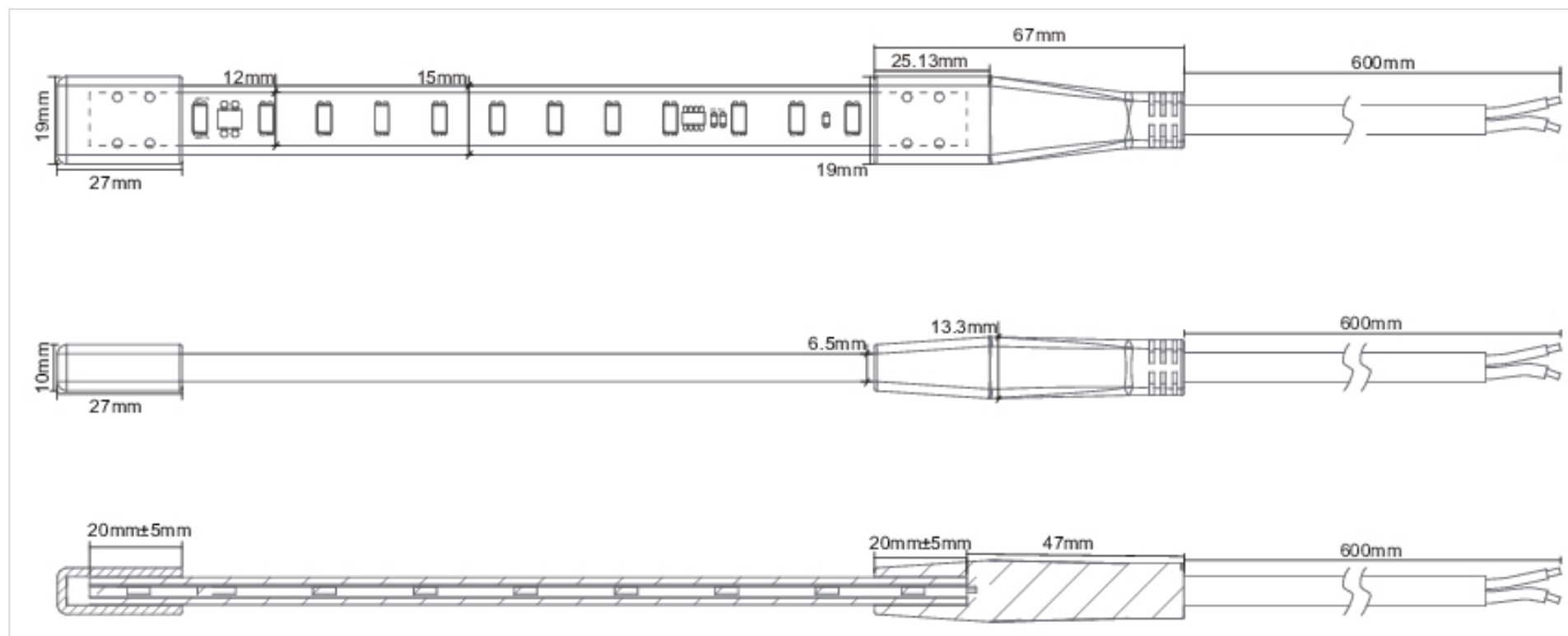
Color Temperature	A41HV07250xx
2700K	94 lmW
3000K	96 lmW
4000K	100 lmW

- Note: “xx”=“27”(2700K)/“30”(3000K)/“40”(4000K)

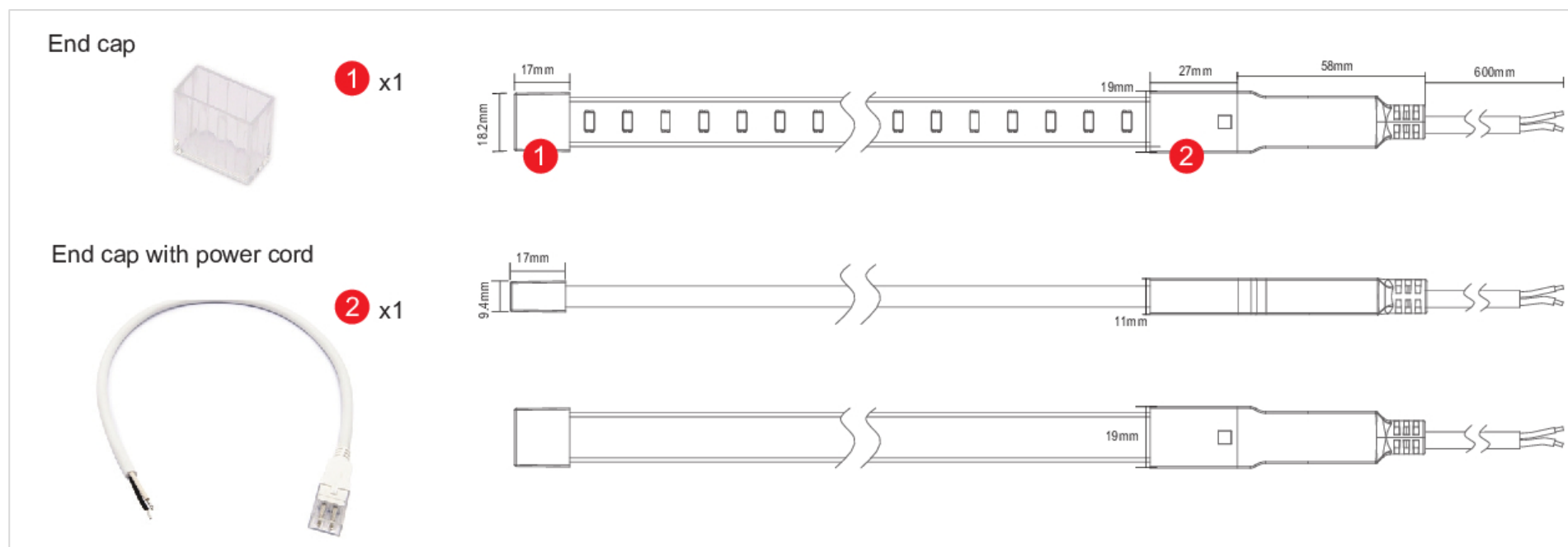
### Working conditions

Ambient Working Temperature (°C)	-20 ÷ 40
Ambient Installation Temperature (°C)	0 ÷ 40
Storage Temperature (°C)	-20 ÷ 60

## Dimensions



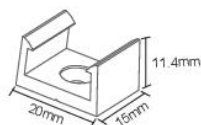
### End Cap and End Cap with power cord



## Mounting Accessories

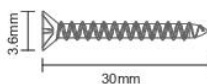
### Mounting clips

20×15 ×11.4mm



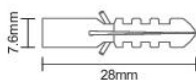
### Screw

30mm×3.6mm

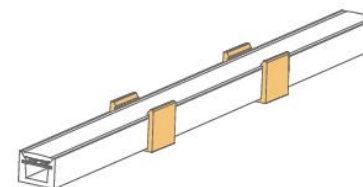


### Wall plug

28mm×7.6mm



Length	Screw	Wall plug
1M	2pcs	2pcs
50M [roll]	101pcs	101pcs



## Weight/50m reel


A41HV07250xx	6800 gr.
--------------	----------

## Optional Accessories

**1-A41HVKIT0000**: junction kit (terminal cap and terminal with leads)




**3-A41HVCONN000**: splice connector to connect tape to tape











**2-A41HVKITBR00**: 50 brackets + 50 screws



**4-A41BARPL1000**: 1 meter plastic profile



## Instruction

 <p>Before installation, please take out the strips as shown for better use.</p>	 <p>Parallely</p> <p>Keep the strip in a straight line while installing.</p>	 <p>In 1m long situation, the strips could be curved with 360° maximum.</p>	 <p>The minimum bending diameter is 100mm;</p>
 <p>Do not fold the strip in half.</p>	 <p>Do not twist the strip in the bonding pad position.</p>	 <p>Do not bend or stress on the strips from the side.</p>	<p> <b>Attention:</b></p> <p>Be sure to confirm the install location well before applying power to strips. Once the strip is lighting, or its temperature higher than 40°C, please do not pull it.</p>





### Installation prohibition

- Do not install in spraying environment.
- Do not use under water.
- Do not install in high corrosive environment.
- Do not install in high temperature and humidity environment.
- Do not install at sea water splashing area.
- Do not use any chemical glue on the back of the tape light for installation.