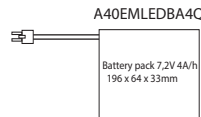
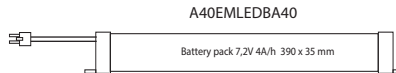


Part Number	Output V	Output W	Charge current Battery	Dimensions A x B x c
A40EMLED400B	200÷310DC	25W/20W	200mA 7,2V 4A/h NiCd	218 x 40 x 28,5
A40EMLED160B	200÷310DC	25W/20W	400mA 7,2V 4+4A/h NiCd	218 x 40 x 28,5
A40EMLEDBA40	Battery Pack	-	200mA 7,2V 4A/h NiCd	390 x Ø35
A40EMLEDBA4Q	Battery Pack	-	200mA 7,2V 4A/h NiCd	196 x 64 x 33



Datasheet download

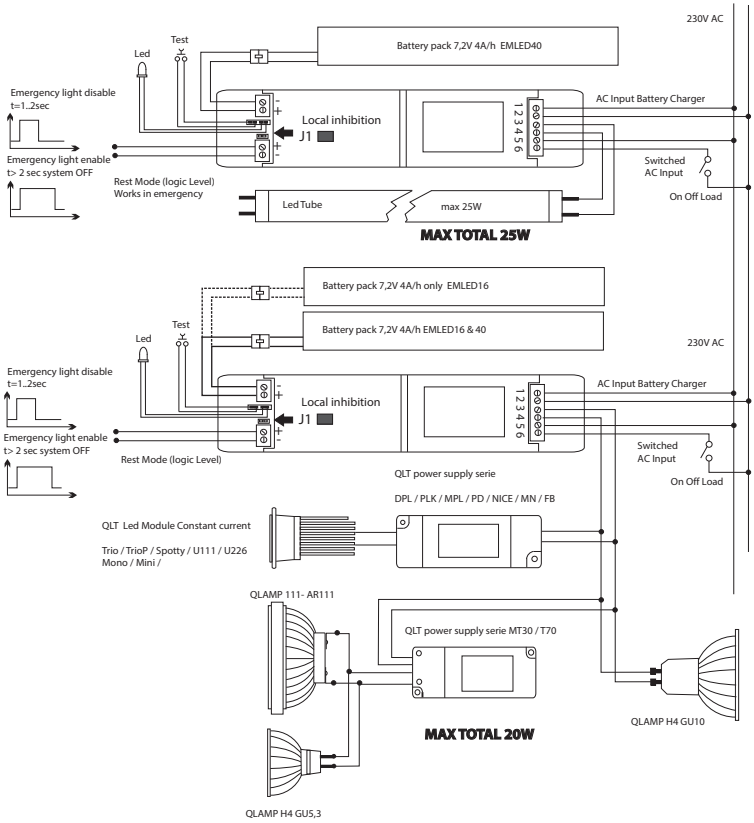
Gruppo di emergenza per Led

- Alimentatore indipendente - IP20 - Classe II d'isolamento
- Uscita in tensione costante 200÷310VDC
- Carico massimo 25W per tubi e lampadine GU10.
Carico massimo 20W per sistemi a LED con alimentatore
- Ingresso per inibizione remota, pulsante di prova e Led di segnalazione multifunzione
- Ingresso per Batteria 7,2V 4A/h, autonomia 1h@25W o 2h@10W
- Pressacavo adatto a vari tipi di cavo, sia tondi che piatti
- Alimentazione: 190÷250V/AC

Emergency Kit for Led

- Independent driver - IP20 - Insulation class II
- Constant voltage output 200÷310VDC
- Max load of 25W for led tubes and GU10 led bulbs.
Max load of 20W for LED systems with power supply
- Remote inhibition input, test push button and multifunction LED
- Battery input 7,2V 4A/h, autonomy 1h@25W or 2h@10W
- Cable clamp for flat and round cables
- Input voltage: 190÷250V/AC - Steady output.





Output Power vs. Discharge Time

