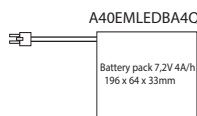


Part Number	Output V	Output W	Charge current Battery	Dimensions A x B x c
A40EMLED240B	24V	42% load power	200mA 7,2V 4A/h NiCd	218 x 40 x 28,5
A40EMLEDBA40	Battery Pack	-	200mA 7,2V 4A/h NiCd	390 x Ø35
A40EMLEDBA4Q	Battery Pack	-	200mA 7,2V 4A/h NiCd	196 x 64 x 33



Datasheet download

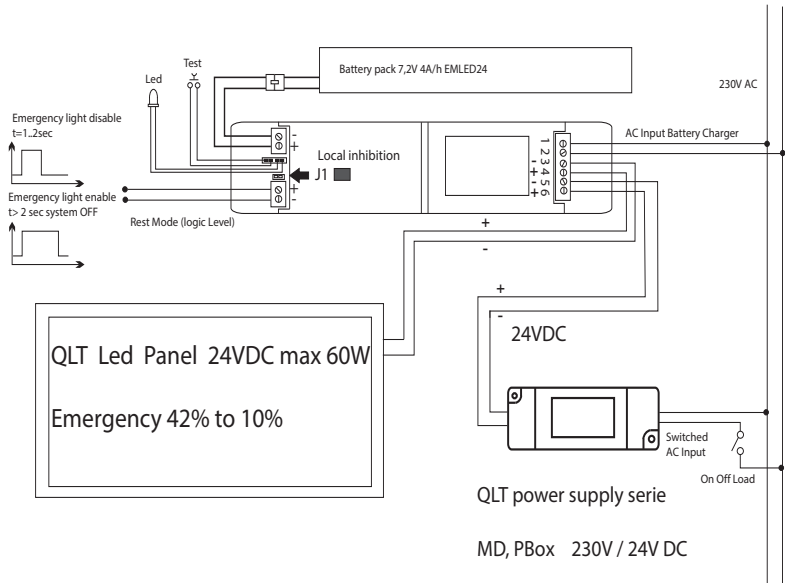
Gruppo di emergenza a Led 24V

- Alimentatore indipendente - IP20 - Classe II d'isolamento
- Uscita in tensione costante 24VDC
- Alimenta pannelli LED e strisce flessibili a LED
- Ingresso per inibizione remota, pulsante di prova e Led di segnalazione multifunzione
- Ingresso per Batteria 7,2V 4A/h, autonomia 3h@60W. Flusso luminoso in emergenza dal 42 al 10%
- Pressacavo adatto a vari tipi di cavo, sia tondi che piatti
- Alimentazione: 190÷250V/AC

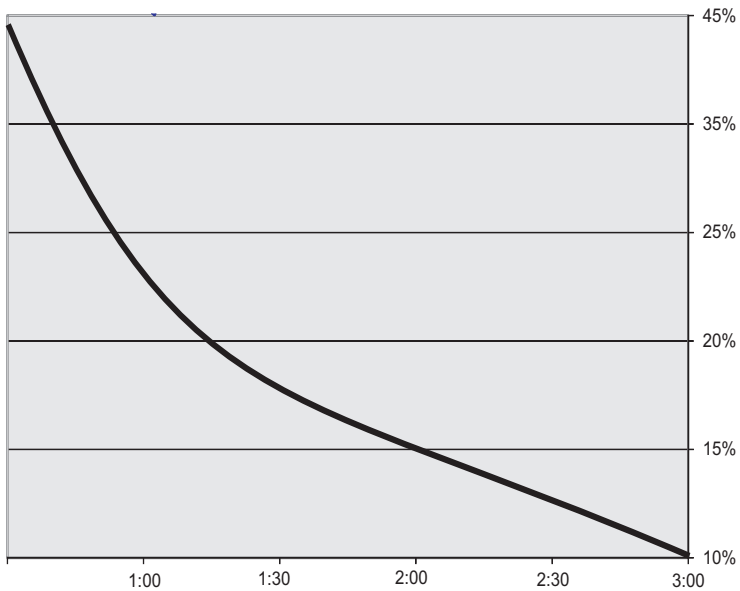
Emergency Kit for Led 24V

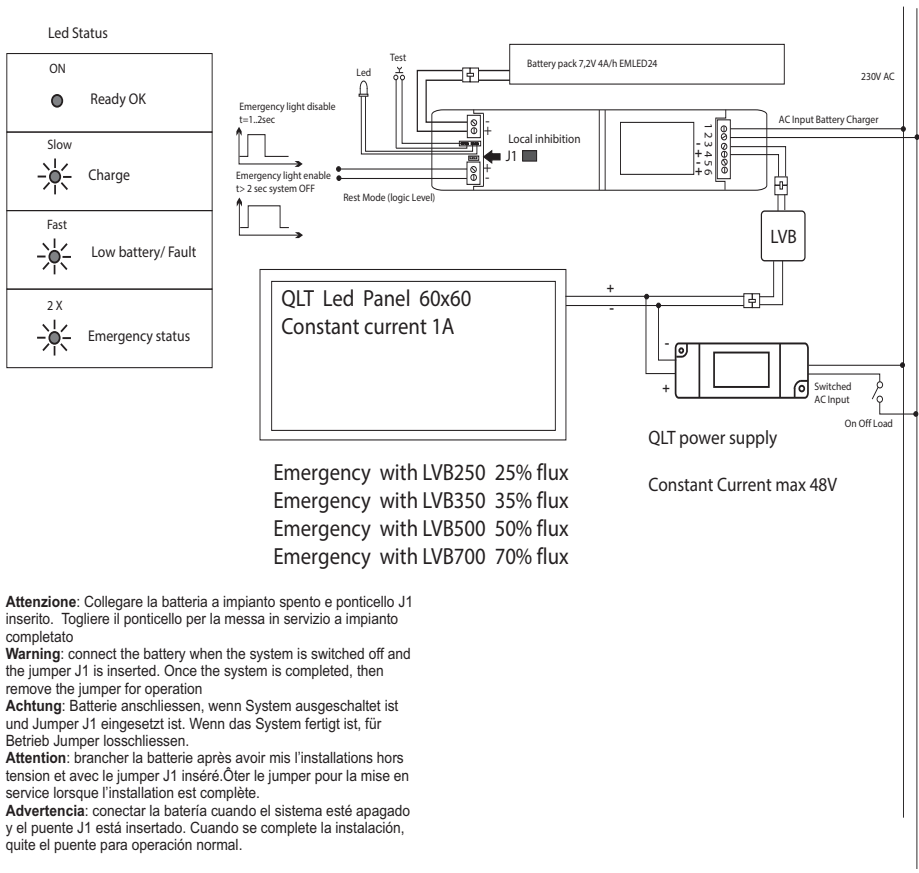
- Independent driver - IP20 - Class II isolation
- Constant voltage output 24VDC
- Controlling LED panels and flexible led strips
- Remote inhibition input, test push button and multifunction LED
- Battery input 7,2V 4A/h, autonomy 3h@60W. Luminous flux in emergency mode from 42 to 10%
- Cable clamp for flat and round cables
- Input voltage: 190÷250V/AC

Led Status	
ON	● Ready OK
Slow	☀ Charge
Fast	☀ Low battery/ Fault
2 X	☀ Emergency status



Output flux vs. Discharge Time





Output flux vs. Discharge Time Led panel 60x60 1A 40W

