

INTRGB4E Alimentatore RGBW con comando DALI2 DT8, Pulsante, e DMX - Programmabile per cromoterapia - Slave - Uscita PWM per strisce LED

Dati tecnici

Tensione di alimentazione	12..24V DC
Fattore di potenza	0,99
Corrente massima	12,5A
Efficienza	>93%
Potenza assorbita a riposo	<0,5W
Tensione di uscita	24V+-5%
Ingresso di comando 1	DALI2 DT8 RGBWAF max 1,5mA Push button high voltage
Ingresso di comando 2	DMX (terminatore a bordo)
Ingresso di comando 3	Pulsante bassa tensione
Lunghezza cavi pulsante	10 m con 0.5 – 2.5mmq
Selezione degli ingressi	DIP Switch
Frequenza operativa	250Hz PWM anodo comune
Regolazione	Lineare o esponenziale
Max corrente di uscita 4 ch	4 x 3,125A
Max corrente di uscita 3 ch	3 x 4,16A
Max potenza del carico	300W@24V DMX 600W@24VDALI/Push
Minima potenza uscita	4 x 10W
Protezioni	Carico aperto, corto circuito, sovraccarico, sovratemperatura
Isolamento	Classe II SELV
Connessioni segnale	Morsetti a vite o rapidi 0.5-2.5mmq
Connessioni potenza	Morsetti a carrello 4mmq
Temperatura operativa	-10°C ... +45°C
TC punto di controllo	70°
Temperatura magazzino	-15°C ... +60°C
Dimensioni LxPxA	210x75x35 mm
Peso	340g
Grado di protezione	IP 40

Il prodotto è conforme alle norme e direttive UE

2014/35/EU (LVD); 2014/30/EU (EMC); RoHs 2011/65/EU + 2015/863/EU (RoHs); 2009/125/ECODESIGN regulation (EU) n°2019/2020 and 341/2021 amendment EN 61347-2-11:2001 + A1:2017; EN 61347-1:2015 EN 55015:2019 + A11:2020; EN 61000-3-3:2013; EN 61457:2009; EN IEC 61000-3-2:2019 + A1:2021 EN 63000:2018 EN IEC 62442-3:2022 IEC 62386-102:2014 + AMD1:2018; IEC 62386-209:2018

Area d'applicazione

Il dispositivo può solo:

- essere usato per le applicazioni specificate.
- essere usato per l'installazione sicura in un ambiente asciutto e pulito.
- essere installato in modo tale che l'accesso sia possibile solo usando un utensile.
- rispettare sempre i dati di targa



www.qlt.it

Scatola singola
Inner Package



Questo documento
This document



L'apparecchio
The Device



Pno 0,5W	Psb 0,5W	Pnet 0,5W	Load Always ON
-------------	-------------	--------------	-------------------

Impostazioni dei DIPSWITCH ad apparecchio spento per almeno 30 secondi

Nota sulla sicurezza

Installazione consentita solo da personale specializzato
Togliere alimentazione prima del collegamento
Conservare il presente documento in luogo sicuro
Rispettare le norme sulla sicurezza e prevenzione infortuni
Smaltire secondo indicazioni riportate

INTRGB4E RGBW power supply controlled by DALI 2 DT8, Push button and DMX - Chromotherapy programme - PWM output for strip Led

Technical Data

Rated supply voltage	12..24V DC
Power factor	0,99
Max. main current	12,5A
Efficiency	>93%
Standby power	<0,5W
Output	24V+-5%
Input 1	DALI2 DT8 RGBWAF max 1,5mA Push Button high Voltage
Input 2	DMX (terminator on board)
Input 3	Low Voltage Push Button
Push line Max cable length	10 m with 0.5 – 2.5mmq
Input selector	DIP Switch
Operating frequencies	250Hz PWM common anode
Regulation	Linear or exponential
Max output current 4 ch	4 x 3,125A
Max output power 3ch	3 x 4,16A
Max Output load	300W@24V DMX 600W@24VDALI/Push
Min Output load	4 x 10W
Protections	Open load, short circuit, overload and overtemperature
Insulation	Class II SELV
Signal Connections	Fast and screw connectors 0.5-2.5mmq
Output connections	4mmq connectors
Operating temperature	-10°C ... +45°C
TC point	70°
Storage temperature	-15°C ... +60°C
Dimensions LxPxA	210x75x35 mm
Weight	340g
Protection degree	IP 40

Standard and Directives

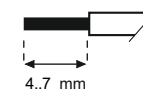
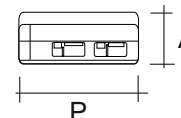
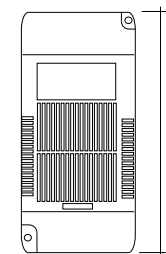
2014/35/EU (LVD); 2014/30/EU (EMC); RoHs 2011/65/EU + 2015/863/EU (RoHs); 2009/125/ECODESIGN regulation (EU) n°2019/2020 and 341/2021 amendment EN 61347-2-11:2001 + A1:2017; EN 61347-1:2015 EN 55015:2019 + A11:2020; EN 61000-3-3:2013; EN 61457:2009; EN IEC 61000-3-2:2019 + A1:2021 EN 63000:2018 EN IEC 62442-3:2022 IEC 62386-102:2014 + AMD1:2018; IEC 62386-209:2018

Areas of application

The device may only:

- be used for the specified applications
- be used for safe installation in dry and clean environment.
- be installed in such a way that access is only possible using a tool
- Respect label data

Dimensions (mm)



Connections

0.5–2.5 mm² / 13–20 AWG
solid/fine-stranded
a filo unico/a fili sottili

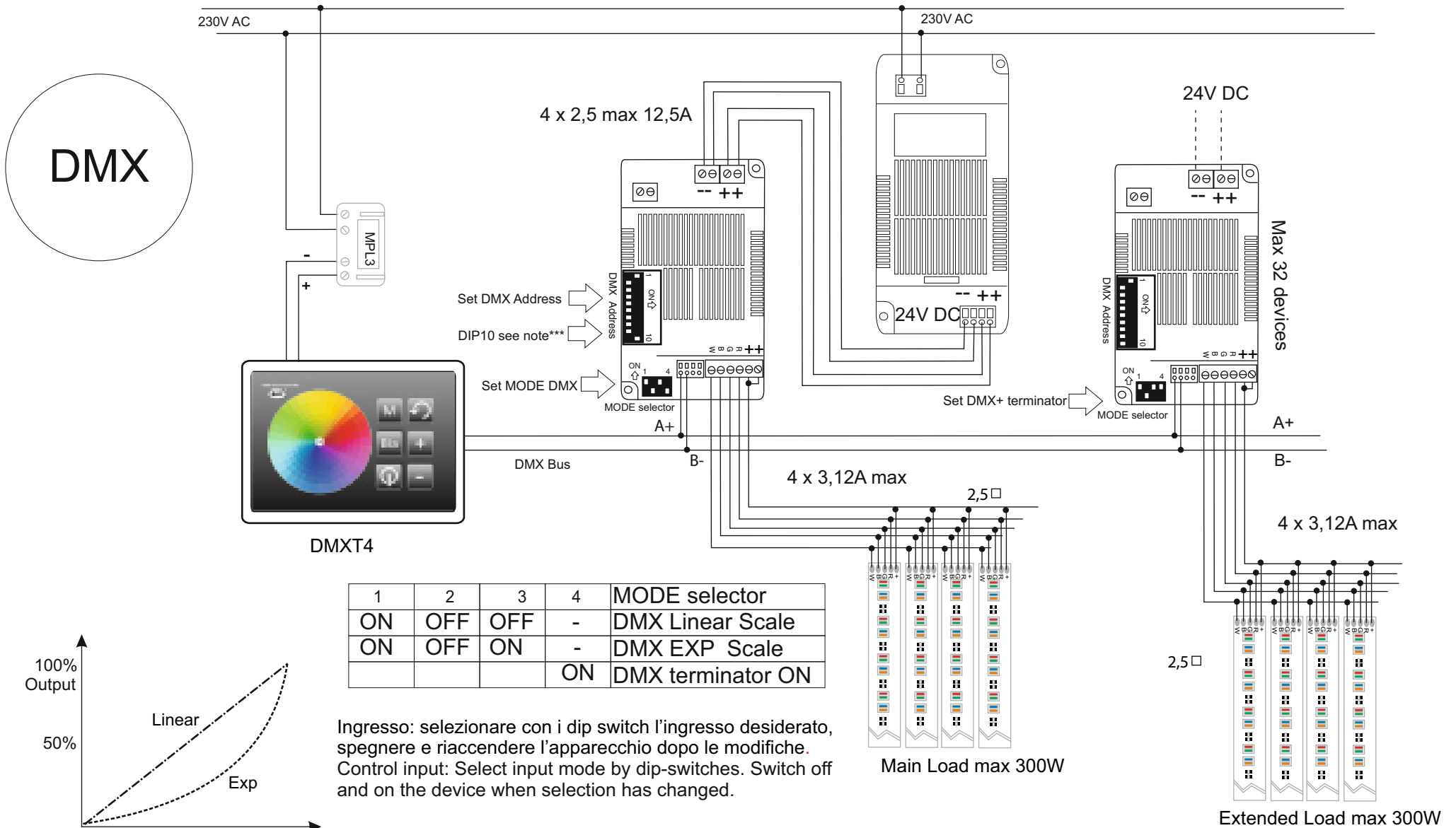
DIPSWITCH settings with the device turned off for 30 sec

Safety note

Installation of this device may only be carried out by specialist staff.
Switch off the mains supply before device connection
Keep this document in a safe place
Respect the safety and accident prevention regulations
Dispose of according to instructions

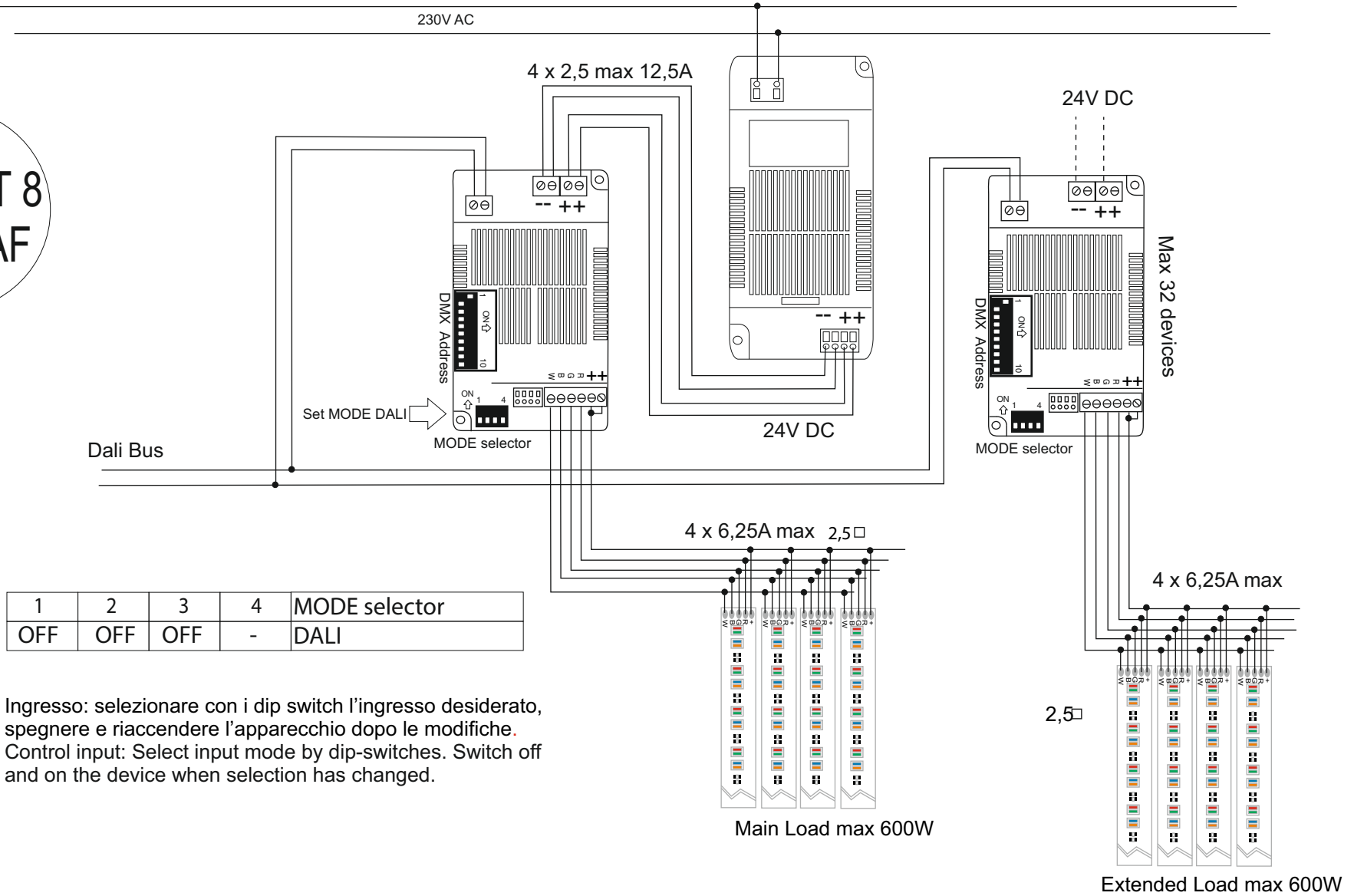


INTRGBOX + RGBA or RGBW DMX controlled system with extension (optional)



Note ***DIP 10 ON : DMX signal GRB , DIP 10 OFF DMX signal RGB

DALI DT 8 RGBWAF



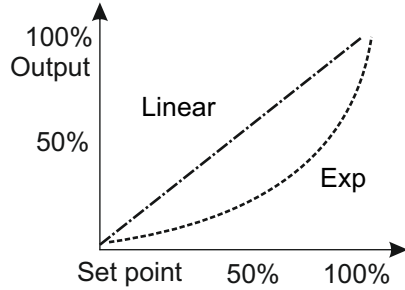
1	2	3	4	MODE selector
OFF	OFF	OFF	-	DALI

Ingresso: selezionare con i dip switch l'ingresso desiderato, spegnere e riaccendere l'apparecchio dopo le modifiche.
 Control input: Select input mode by dip-switches. Switch off and on the device when selection has changed.

Main Load max 600W

Extended Load max 600W

Push

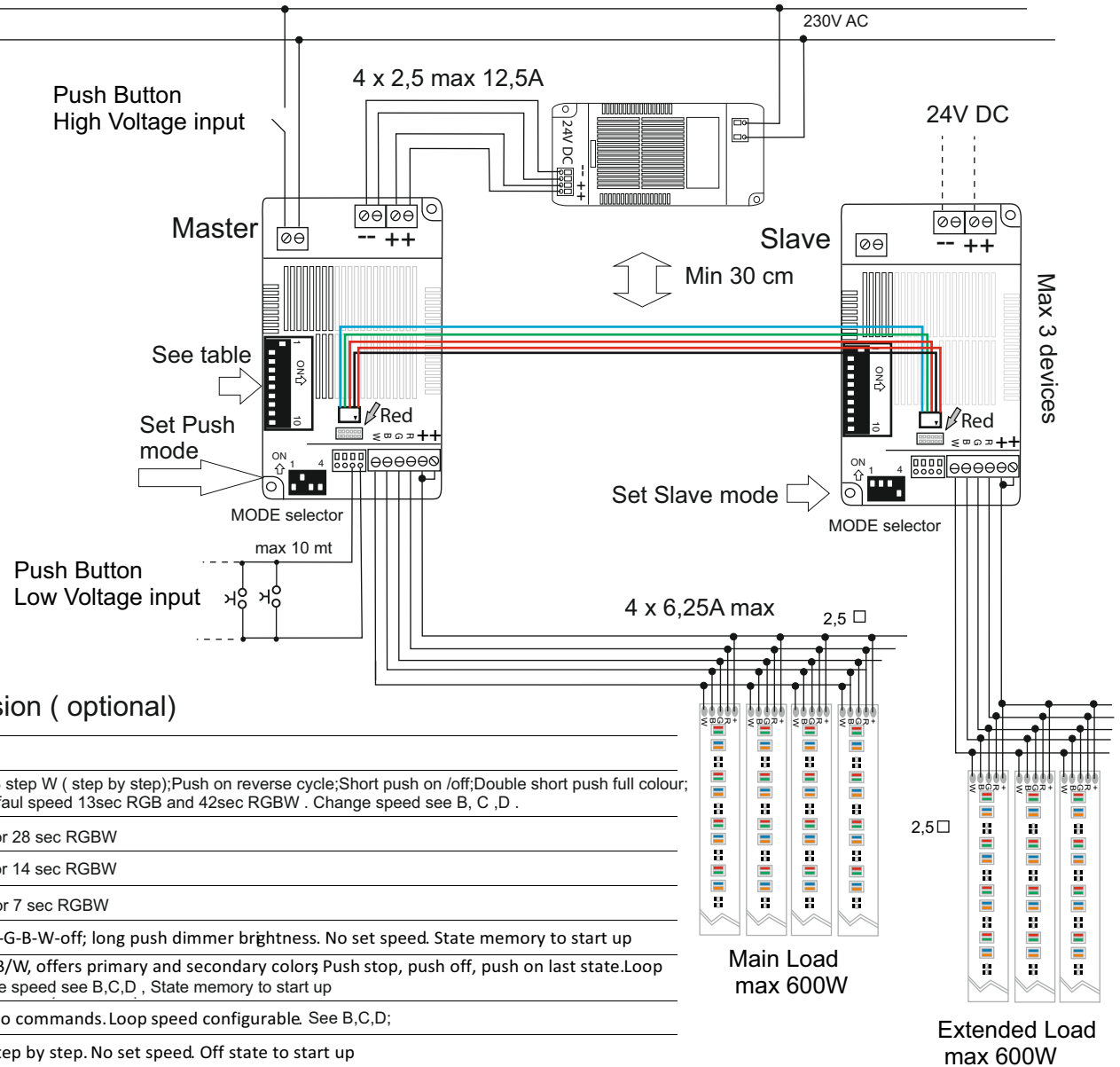


1	2	3	4	MODE selector
OFF	ON	OFF	-	Push Linear Scale
OFF	ON	ON	-	Push EXP Scale
ON	ON	OFF	-	Test or Cicle
ON	ON	ON	-	Slave

Ingresso: selezionare con i dip switch l'ingresso desiderato, spegnere e riaccendere l'apparecchio dopo le modifiche.
 Control input: Select input mode by dip-switches. Switch off and on the device when selection has changed.

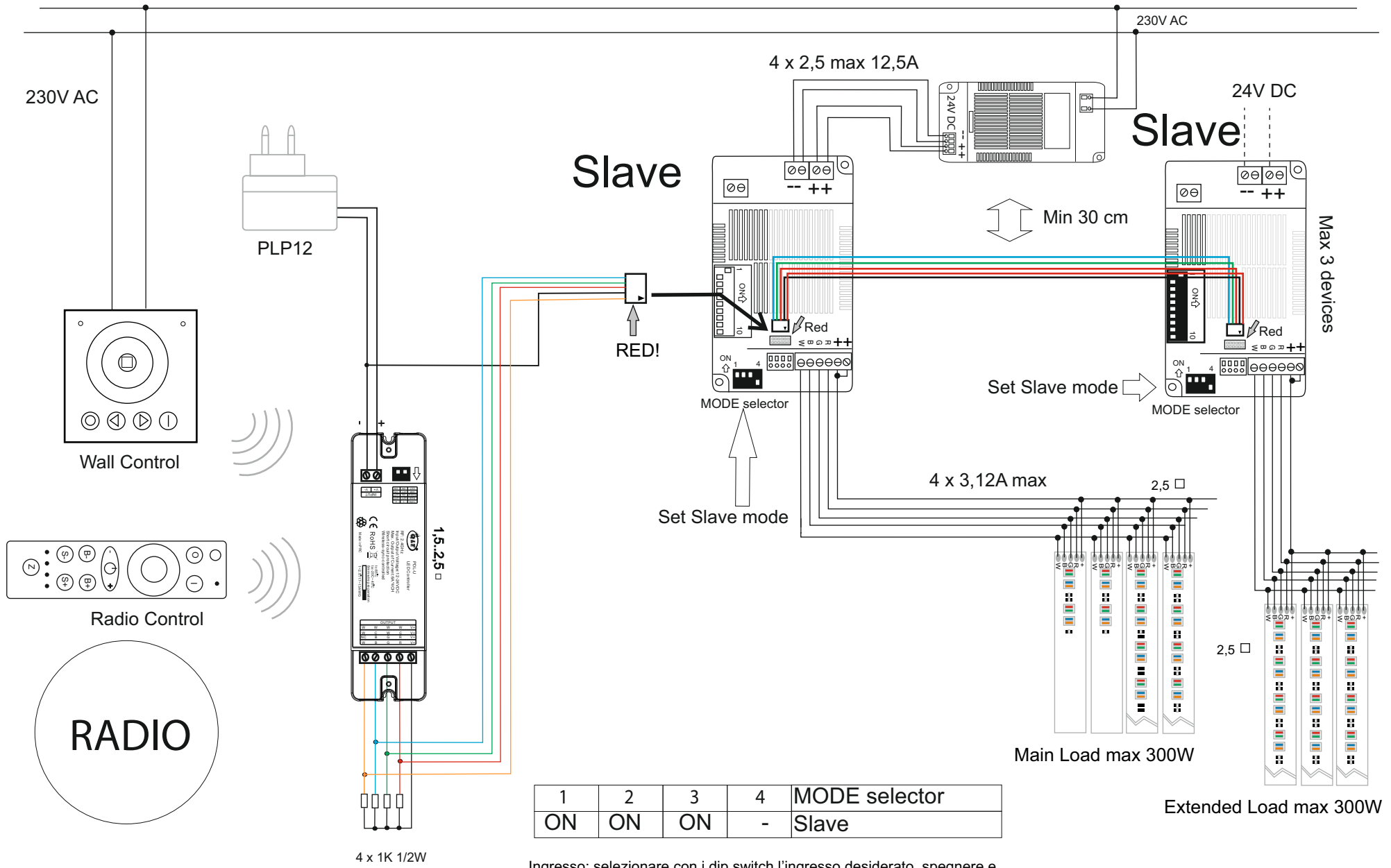
INTRGB +Push Button controlled system with extension (optional)

1	2	3	4	5	6	7	8	9	10	Functions in Push MODE
OFF	OFF	OFF	OFF	OFF	OFF	OFF	OFF	OFF	OFF	Long Push cycle RGB and 8 step W (step by step);Push on reverse cycle;Short push on /off;Double short push full colour; state memory last state; default speed 13sec RGB and 42sec RGBW . Change speed see B, C ,D .
ON	OFF	OFF	OFF	OFF	OFF	OFF	OFF	OFF	OFF	B Set speed to 7 sec RGB or 28 sec RGBW
OFF	ON	OFF	OFF	OFF	OFF	OFF	OFF	OFF	OFF	C Set speed to 4 sec RGB or 14 sec RGBW
OFF	OFF	ON	OFF	OFF	OFF	OFF	OFF	OFF	OFF	D Set speed to 2 sec RGB or 7 sec RGBW
OFF	OFF	OFF	ON	OFF	OFF	OFF	OFF	OFF	OFF	Step by step R-G-B-off or R-G-B-W-off; long push dimmer brightness. No set speed. State memory to start up
OFF	OFF	OFF	OFF	ON	OFF	OFF	OFF	OFF	OFF	Long push > 2 sec loop RGB/W, offers primary and secondary colors Push stop, push off, push on last state.Loop speed configurable. Change speed see B,C,D , State memory to start up
OFF	OFF	OFF	OFF	ON	ON	OFF	OFF	OFF	OFF	To start up Loop RGB/W; No commands. Loop speed configurable. See B,C,D;
OFF	OFF	OFF	OFF	OFF	OFF	ON	OFF	OFF	OFF	Chromoterapy; 7 coloursstep by step.No set speed. Off state to start up
OFF	OFF	OFF	OFF	OFF	OFF	ON	ON	OFF	OFF	Chromoterapy; 7 colours automatic 7 sec step. Push stop or start loop.No set speed. Off state to start up
OFF	OFF	OFF	OFF	OFF	OFF	OFF	OFF	ON	OFF	Long Push>2 sec continuos cycle RGB and 8 step W (step by step);Push stop,state memory last state
OFF	OFF	OFF	OFF	OFF	OFF	OFF	OFF	OFF	ON	ON= 3 channels RGB OFF= 4 channels RGBW



Main Load max 600W

Extended Load max 600W



Ingresso: selezionare con i dip switch l'ingresso desiderato, spegnere e riaccendere l'apparecchio dopo le modifiche.
 Control input: Select input mode by dip-switches. Switch off and on the device when selection has changed.