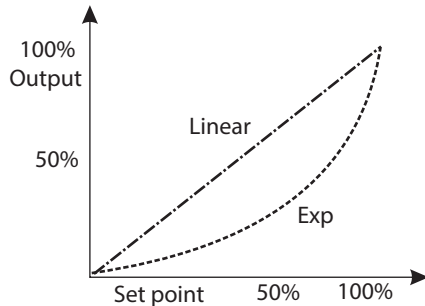


RGBW Led Controller

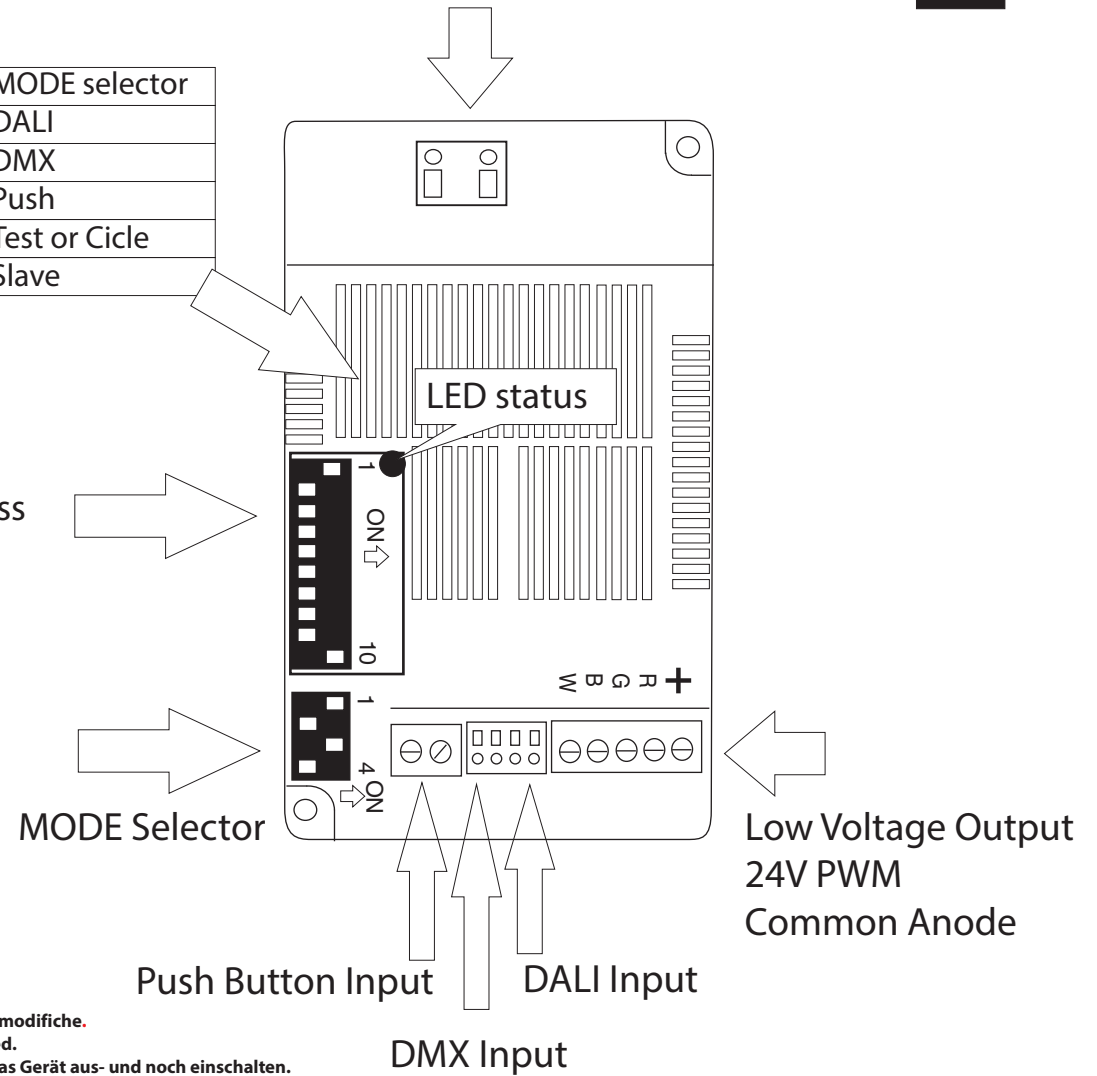
- 3-4 Output Channels
- 24V PWM Output Common Anode
- Dali - DMX - Push inputs
- Linear or Exponential regulation
- Slave Mode
- Test or Continous Cicle mode
- Built In DMX terminator



LED	MODE selector
☹	ON DALI
☹ ● ☹	DMX
●	OFF Push
●	OFF Test or Cicle
●	OFF Slave

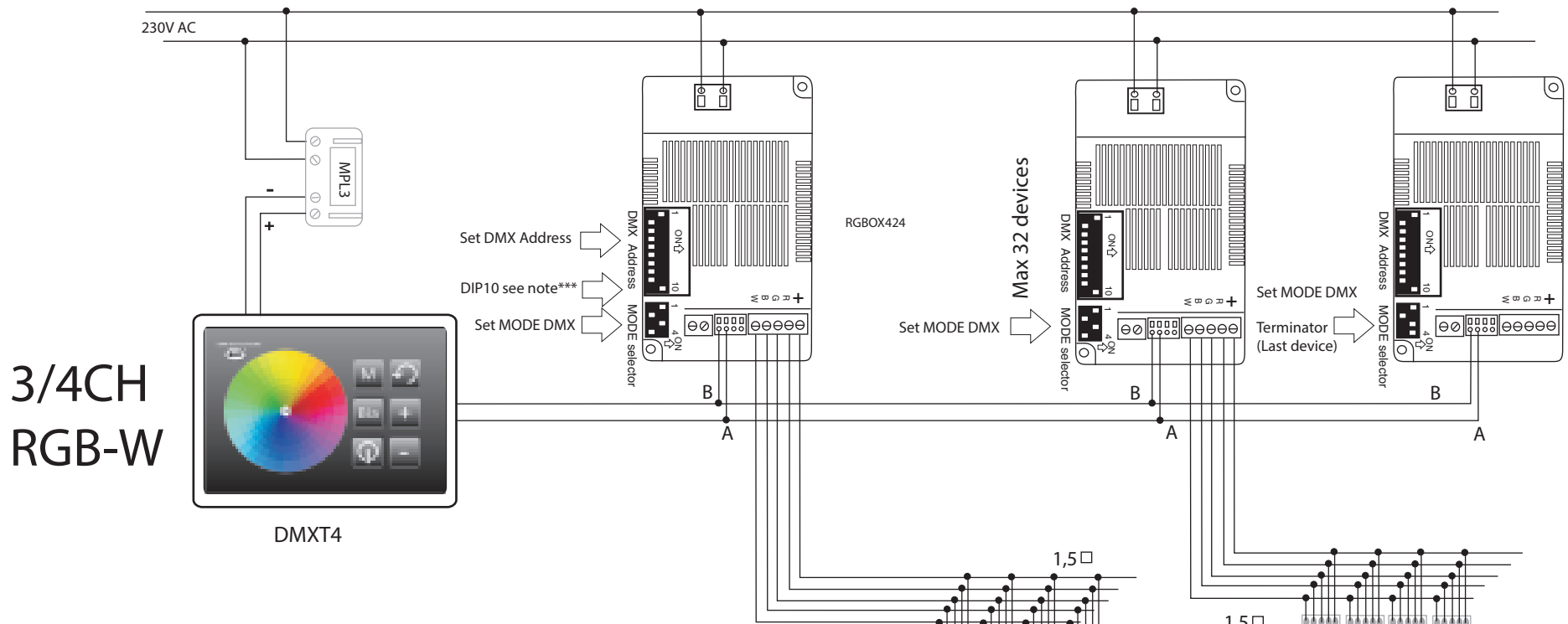
1	2	3	4	MODE selector
OFF	OFF	OFF	-	DALI
ON	OFF	OFF	-	DMX Linear Scale
ON	OFF	ON	-	DMX EXP Scale
OFF	ON	OFF	-	Push Linear Scale
OFF	ON	ON	-	Push EXP Scale
ON	ON	OFF	-	Test or Cicle
ON	ON	ON	-	Slave
			ON	DMX terminator ON

AC Input 100..230V 50..60Hz



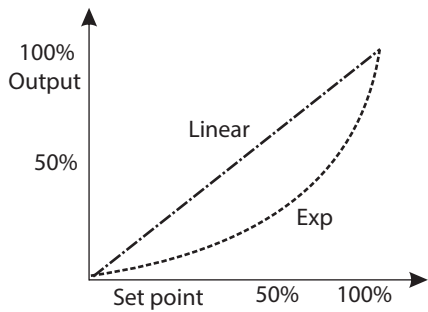
Ingresso: selezionare con i dip switch l'ingresso desiderato, spegnere e riaccendere l'apparecchio dopo le modifiche.
Control input: Select input mode by dip-switches. Switch off and on the device when selection has changed.
Gewünschte Eingangsdimmung durch Dipswitches einzusetzen. Nach einer neue Dipswitch-Einstellung das Gerät aus- und noch einschalten.
Entrée: sélectionner l'entrée souhaitée par les dip switch. Eteindre et reallumé l'appareil après changement de sélection.
Entrada: seleccionar la entrada deseada con los dip switches. Apague y vuelva a encender después de los cambios

RGBOX4 + RGBA or RGBW DMX controlled system with extension (optional)



3/4CH
RGB-W

DMXT4



1	2	3	4	MODE selector
OFF	OFF	OFF	-	DALI
ON	OFF	OFF	-	DMX Linear Scale
ON	OFF	ON	-	DMX EXP Scale
OFF	ON	OFF	-	Push Linear Scale
OFF	ON	ON	-	Push EXP Scale
ON	ON	OFF	-	Test or Cicle
ON	ON	ON	-	Slave
			ON	DMX terminator ON

Note ***DIP 10 ON : DMX signal GRB , DIP 10 OFF DMX signal RGB

Ingresso: selezionare con i dip switch l'ingresso desiderato, spegnere e riaccendere l'apparecchio dopo le modifiche.

Control input: Select input mode by dip-switches. Switch off and on the device when selection has changed.

Gewünschte Eingangsdimmung durch Dipswitches einzusetzen. Nach einer neue Dipswitch-Einstellung das Gerät aus- und noch einschalten.

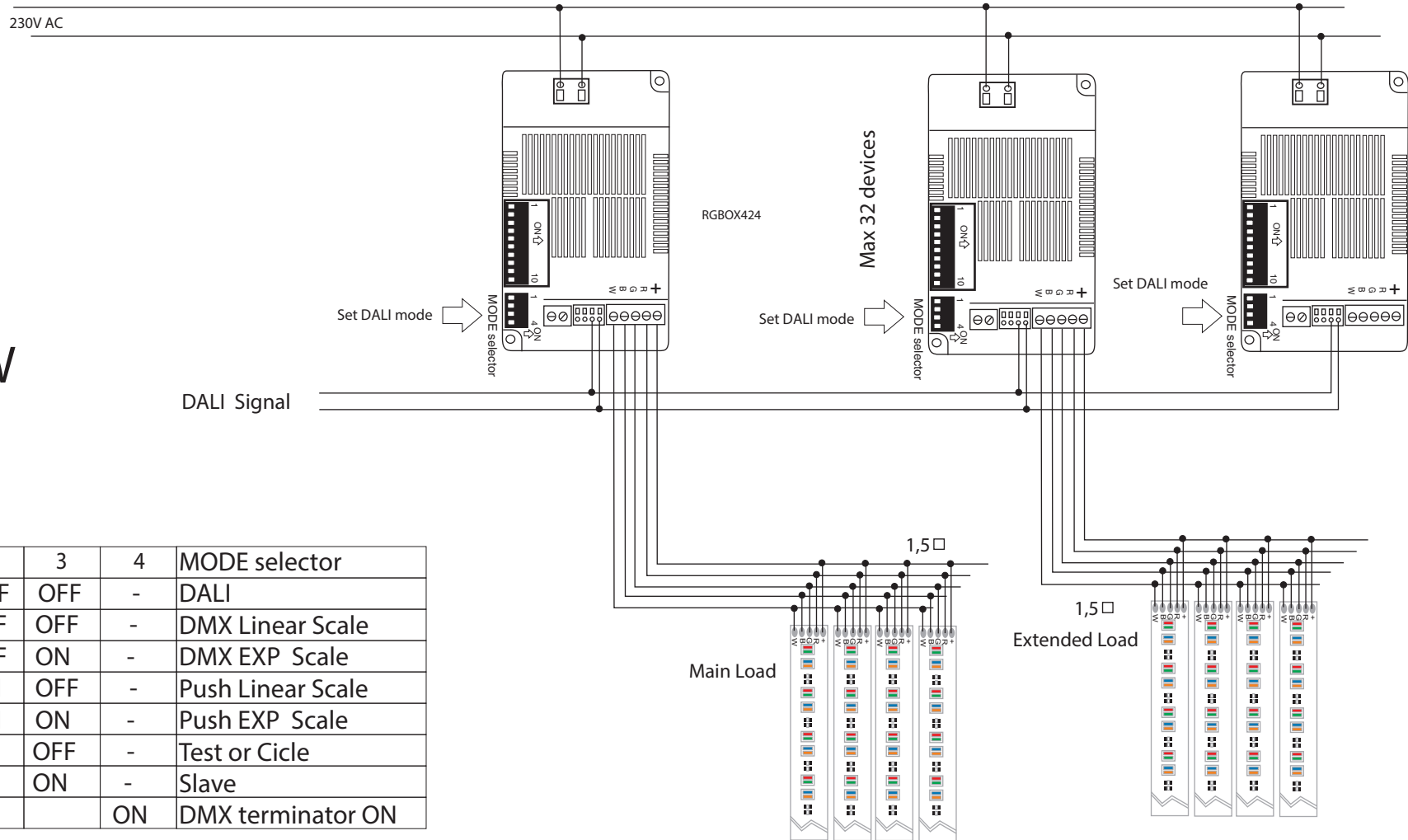
Entrée: sélectionner l'entrée souhaitée par les dip switch. Eteindre et reallumé l'appareil après changement de sélection.

Entrada: seleccionar la entrada deseada con los dip switches. Apague y vuelva a encender después de los cambios

Mod:271_7

RGBOX4 + RGB or RGBA DALI controlled system with extension (optional)

4CH
RGBW
DALI



1	2	3	4	MODE selector
OFF	OFF	OFF	-	DALI
ON	OFF	OFF	-	DMX Linear Scale
ON	OFF	ON	-	DMX EXP Scale
OFF	ON	OFF	-	Push Linear Scale
OFF	ON	ON	-	Push EXP Scale
ON	ON	OFF	-	Test or Cicle
ON	ON	ON	-	Slave
			ON	DMX terminator ON

Ingresso: selezionare con i dip switch l'ingresso desiderato, spegnere e riaccendere l'apparecchio dopo le modifiche.

Control input: Select input mode by dip-switches. Switch off and on the device when selection has changed.

Gewünschte Eingangsdimmung durch Dipswitches einzusetzen. Nach einer neue Dipswitch-Einstellung das Gerät aus- und noch einschalten.

Entrée: sélectionner l'entrée souhaitée par les dip switch. Eteindre et reallumé l'appareil après changement de sélection.

Entrada: seleccionar la entrada deseada con los dip switches. Apague y vuelva a encender después de los cambios

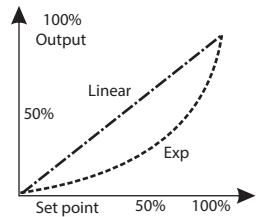
Master

Slave

Slave

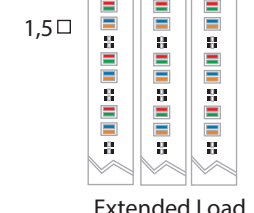
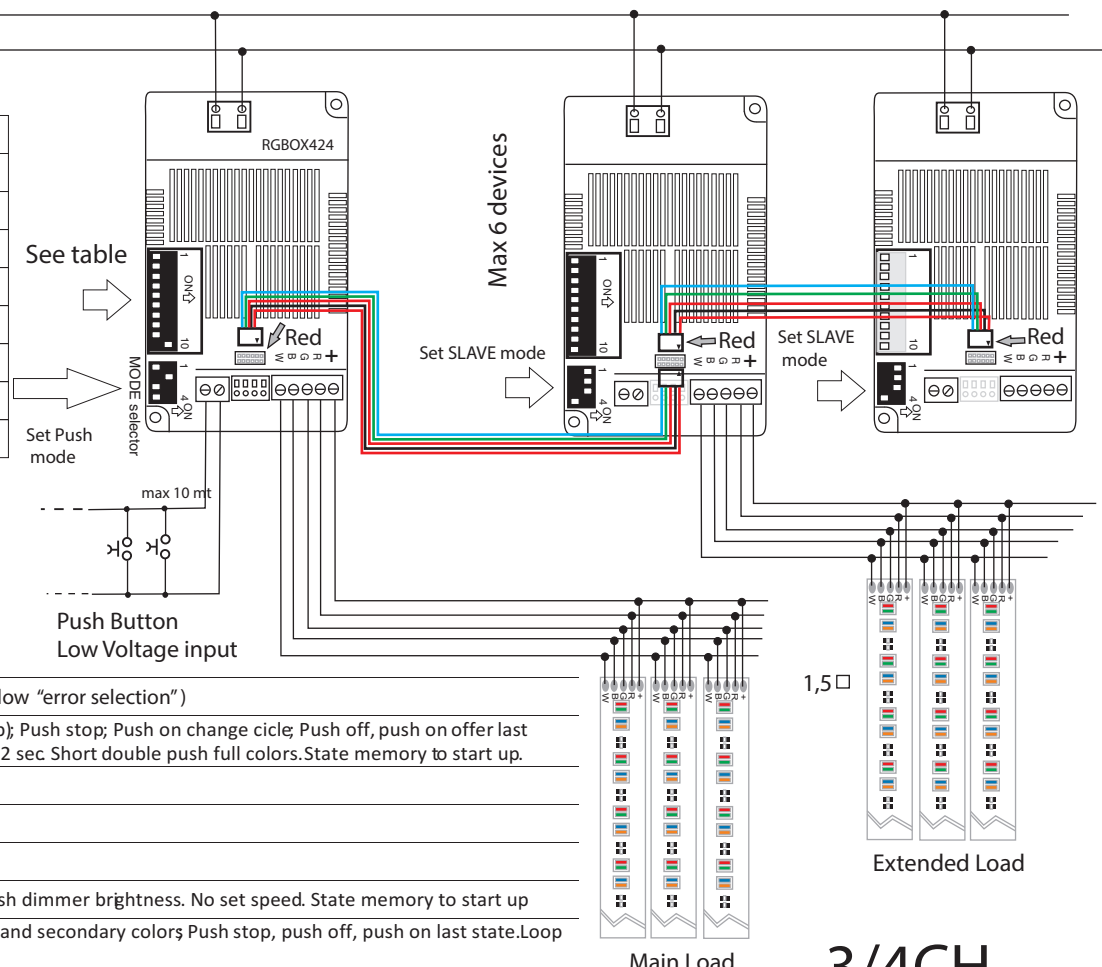
230V AC

1	2	3	4	MODE selector
OFF	OFF	OFF	-	DALI
ON	OFF	OFF	-	DMX Linear Scale
ON	OFF	ON	-	DMX EXP Scale
OFF	ON	OFF	-	Push Linear Scale
OFF	ON	ON	-	Push EXP Scale
ON	ON	OFF	-	Test or Cicle
ON	ON	ON	-	Slave
			ON	DMX terminator ON



RGBOX4 +Push Button controlled system with extension (optional)

1	2	3	4	5	6	7	8	9	10	Functions in Push MODE (Led signal blink slow "error selection")
OFF	OFF	OFF	OFF	OFF	OFF	OFF	OFF	OFF	OFF	Long push cicle RGB and 8 step W (step by step); Push stop; Push on change cicle; Push off, push on offer last state. Set Speed to 13 sec step or loop speed 42 sec Short double push full colors.State memory to start up.
ON	OFF	OFF	OFF	OFF	OFF	OFF	OFF	OFF	OFF	Set speed to 7 secstep or Loop speed 28 sec
OFF	ON	OFF	OFF	OFF	OFF	OFF	OFF	OFF	OFF	Set speed to 4 secstep or Loop speed 14 sec
OFF	OFF	ON	OFF	OFF	OFF	OFF	OFF	OFF	OFF	Set speed to 2 secstep or Loop speed 7 sec
OFF	OFF	OFF	ON	OFF	OFF	OFF	OFF	OFF	OFF	Step by step R-G-B-off or R-G-B-W-off; long push dimmer brightness. No set speed. State memory to start up
OFF	OFF	OFF	OFF	ON	OFF	OFF	OFF	OFF	OFF	Long push > 2 sec loop RGB/W, offers primary and secondary colors Push stop, push off, push on last state.Loop speed configurable. State memory to start up
OFF	OFF	OFF	OFF	OFF	ON	OFF	OFF	OFF	OFF	To start up Loop RGB/W; No commands.Loop speed configurable. Green color to start up
OFF	OFF	OFF	OFF	OFF	OFF	ON	OFF	OFF	OFF	Chromoterapy; 7 coloursstep by step. No set speed. Off state to start up
OFF	OFF	OFF	OFF	OFF	OFF	ON	ON	OFF	OFF	Chromoterapy; 7 colours automatic; 7 sec step. Push stop or start loop.No set speed. Off state to start up
OFF	OFF	OFF	OFF	OFF	OFF	OFF	OFF	OFF	OFF	N.C.
OFF	OFF	OFF	OFF	OFF	OFF	OFF	OFF	OFF	ON	ON= 3 channels RGB OFF= 4 channels RGBW



Main Load

3/4CH
RGBW
Push

Ingresso: selezionare con i dip switch l'ingresso desiderato, spegnere e riaccendere l'apparecchio dopo le modifiche.

Control input: Select input mode by dip-switches. Switch off and on the device when selection has changed.

Gewünschte Eingangsdimmung durch Dipswitches einzusetzen. Nach einer neue Dipswitch-Einstellung das Gerät aus- und noch einschalten.

Entrée: sélectionner l'entrée souhaitée par les dip switch. Eteindre et reallumé l'appareil après changement de sélection.

Entrada: seleccionar la entrada deseada con los dip switches. Apague y vuelva a encender después de los cambios

Mod:271_7